



CONTACTOR RELAY, 2NO+2NC, AC 110V, 50/60 HZ, SIZE S00, SCREW TERMINAL

<b>product brand name</b>	SIRIUS
<b>Product designation</b>	contactor relay
<b>General technical data:</b>	
<b>Insulation voltage</b>	
<ul style="list-style-type: none"> <li>with degree of pollution 3 Rated value</li> </ul>	690 V
<b>Degree of pollution</b>	3
<b>Surge voltage resistance Rated value</b>	6 kV
<b>Mechanical service life (switching cycles)</b>	
<ul style="list-style-type: none"> <li>of the contactor typical</li> </ul>	30 000 000
<ul style="list-style-type: none"> <li>of the contactor with added electronics-compatible auxiliary switch block typical</li> </ul>	5 000 000
<ul style="list-style-type: none"> <li>of the contactor with added auxiliary switch block typical</li> </ul>	10 000 000
<b>Protection class IP</b>	
<ul style="list-style-type: none"> <li>on the front</li> </ul>	IP20
<b>Equipment marking</b>	
<ul style="list-style-type: none"> <li>acc. to DIN EN 61346-2</li> </ul>	K
<ul style="list-style-type: none"> <li>acc. to DIN EN 81346-2</li> </ul>	K
<b>Main circuit:</b>	
<b>No-load switching frequency</b>	
<ul style="list-style-type: none"> <li>with AC</li> </ul>	10 000 1/h
<ul style="list-style-type: none"> <li>for DC</li> </ul>	10 000 1/h
<b>Control circuit/ Control:</b>	
<b>Type of voltage of the control supply voltage</b>	AC

<b>Control supply voltage with AC</b>	
<ul style="list-style-type: none"> <li>• at 50 Hz Rated value</li> <li>• at 60 Hz Rated value</li> <li>• Rated value</li> </ul>	<p>110 V</p> <p>110 V</p> <p>50 Hz</p>
<b>Control supply voltage frequency 2 Rated value</b>	60 Hz
<b>Operating range factor control supply voltage rated value of the magnet coil with AC</b>	
<ul style="list-style-type: none"> <li>• at 50 Hz</li> <li>• at 60 Hz</li> </ul>	<p>0.8 ... 1.1</p> <p>0.85 ... 1.1</p>

#### Auxiliary circuit:

<b>Number of NC contacts</b>	
<ul style="list-style-type: none"> <li>• for auxiliary contacts</li> <li>— instantaneous contact</li> </ul>	<p>2</p> <p>2</p>
<b>Number of NO contacts</b>	
<ul style="list-style-type: none"> <li>• for auxiliary contacts</li> <li>— instantaneous contact</li> </ul>	<p>2</p> <p>2</p>
<b>Product expansion Auxiliary switch</b>	Yes
<b>Identification number and letter for switching elements</b>	22 E
<b>Operating current at AC-15</b>	
<ul style="list-style-type: none"> <li>• at 230 V Rated value</li> <li>• at 400 V Rated value</li> <li>• at 690 V Rated value</li> </ul>	<p>10 A</p> <p>3 A</p> <p>1 A</p>
<b>Design of the miniature circuit breaker</b>	
<ul style="list-style-type: none"> <li>• for short-circuit protection of the auxiliary circuit up to 230 V</li> </ul>	C characteristic: 6 A; 0.4 kA
<b>Contact reliability of the auxiliary contacts</b>	1 faulty switching per 100 million (17 V, 1 mA)

#### UL/CSA ratings:

<b>Contact rating of the auxiliary contacts acc. to UL</b>	A600 / Q600
--	-------------

#### Short-circuit:

<b>Design of the fuse link</b>	
<ul style="list-style-type: none"> <li>• for short-circuit protection of the auxiliary switch required</li> </ul>	fuse gL/gG: 10 A

#### Installation/ mounting/ dimensions:

<b>mounting position</b>	+/-180° rotation possible on vertical mounting surface; can be tilted forward and backward by +/- 22.5° on vertical mounting surface
<b>Mounting type</b>	screw and snap-on mounting onto 35 mm standard mounting rail
<b>Height</b>	57.5 mm
<b>Width</b>	45 mm
<b>Depth</b>	73 mm
<b>Required spacing</b>	

- for grounded parts
  - at the side 6 mm
- for live parts
  - at the side 6 mm

#### Connections/ Terminals:

<b>Type of electrical connection</b>	
<ul style="list-style-type: none"> <li>• for auxiliary and control current circuit</li> </ul>	screw-type terminals
<b>Type of connectable conductor cross-section</b>	
<ul style="list-style-type: none"> <li>• for auxiliary contacts           <ul style="list-style-type: none"> <li>— single or multi-stranded</li> <li>— finely stranded with core end processing</li> </ul> </li> <li>• for AWG conductors for auxiliary contacts</li> </ul>	2x (0,5 ... 1,5 mm <sup>2</sup> ), 2x (0,75 ... 2,5 mm <sup>2</sup> ), 2x 4 mm <sup>2</sup> 2x (0.5 ... 1.5 mm <sup>2</sup> ), 2x (0.75 ... 2.5 mm <sup>2</sup> ) 2x (20 ... 16), 2x (18 ... 14), 2x 12

#### Safety related data:

<b>B10 value with high demand rate acc. to SN 31920</b>	1 000 000; With 0.3 x I <sub>e</sub>
<b>Proportion of dangerous failures</b>	
<ul style="list-style-type: none"> <li>• with low demand rate acc. to SN 31920</li> <li>• with high demand rate acc. to SN 31920</li> </ul>	40 % 73 %
<b>Product function</b>	
<ul style="list-style-type: none"> <li>• positively driven operation acc. to IEC 60947-5-1</li> </ul>	Yes
<b>T1 value for proof test interval or service life acc. to IEC 61508</b>	20 y
<b>Protection against electrical shock</b>	finger-safe

#### Mechanical data:

<b>Size of contactor</b>	S00
--------------------------	-----

#### Ambient conditions:

<b>Installation altitude at height above sea level maximum</b>	2 000 m
<b>Ambient temperature</b>	
<ul style="list-style-type: none"> <li>• during operation</li> <li>• during storage</li> </ul>	-25 ... +60 °C -55 ... +80 °C

#### Certificates/ approvals:

General Product Approval	Functional Safety/Safety of Machinery	Declaration of Conformity
--------------------------	---------------------------------------	---------------------------



[Type Examination](#)



Test Certificates	Shipping Approval
-------------------	-------------------

[Special Test Certificate](#)

[Type Test Certificates/Test Report](#)



Shipping Approval	other
-------------------	-------



[Environmental Confirmations](#)



### Further information

**Information- and Downloadcenter (Catalogs, Brochures,...)**

<http://www.siemens.com/industrial-controls/catalogs>

**Industry Mall (Online ordering system)**

<http://www.siemens.com/industrymall>

**Cax online generator**

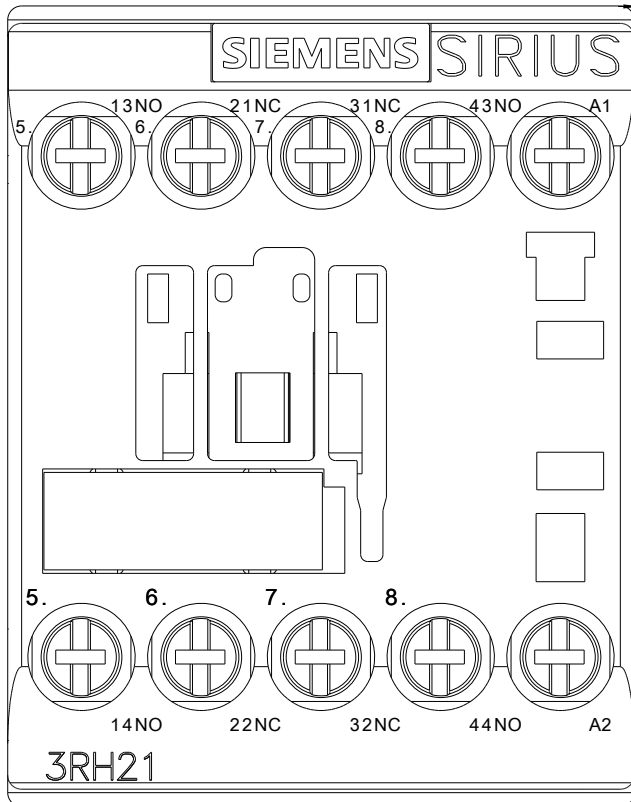
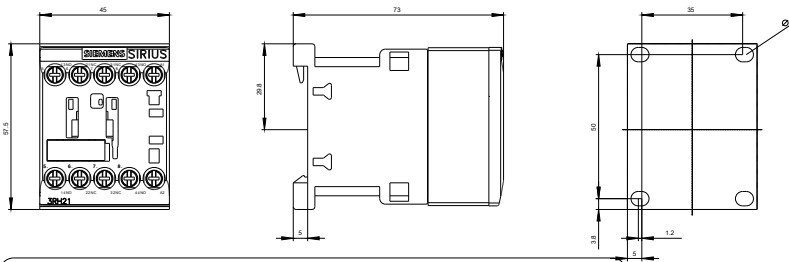
<http://support.automation.siemens.com/WW/CAXorder/default.aspx?lang=en&mfb=3RH21221AF00>

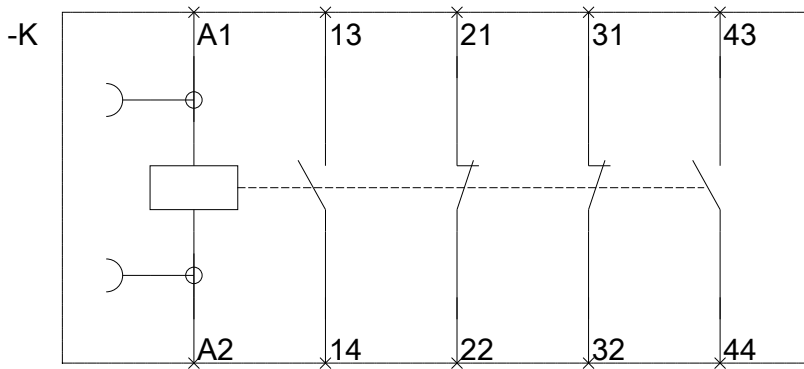
**Service&Support (Manuals, Certificates, Characteristics, FAQs,...)**

<https://support.industry.siemens.com/cs/ww/en/ps/3RH21221AF00>

**Image database (product images, 2D dimension drawings, 3D models, device circuit diagrams, EPLAN macros, ...)**

[http://www.automation.siemens.com/bilddb/cax\\_de.aspx?mfb=3RH21221AF00&lang=en](http://www.automation.siemens.com/bilddb/cax_de.aspx?mfb=3RH21221AF00&lang=en)





last modified:

14.05.2015